

Kingscourt Town Centre Enhancement Projects

A survey of on street parking in Kingscourt Town center was carried out on the 25th November 2021 between 8:30 – 16:30. This survey covered Main St, Lower Main St and Market Square, which totaled 127 on street parking spaces. It was observed that it was market day in the town, so the town was considerably busier.

Drawing 11257-1000 attached displays a high-level overview of the car parks which were surveyed during the site visit which are all in Council Ownership. All the car parking slots surveyed are located in the center of Kingscourt town where there are supermarkets, retail centres and light industry nearby. All parking slots surveyed operate and there is no 'pay and display'. Figure 1.0 below illustrates that of the total of 127 spaces, the lowest average occupancy rate at 46% was at 8.30am while the maximum average occupancy was at 91% at 4.30pm.

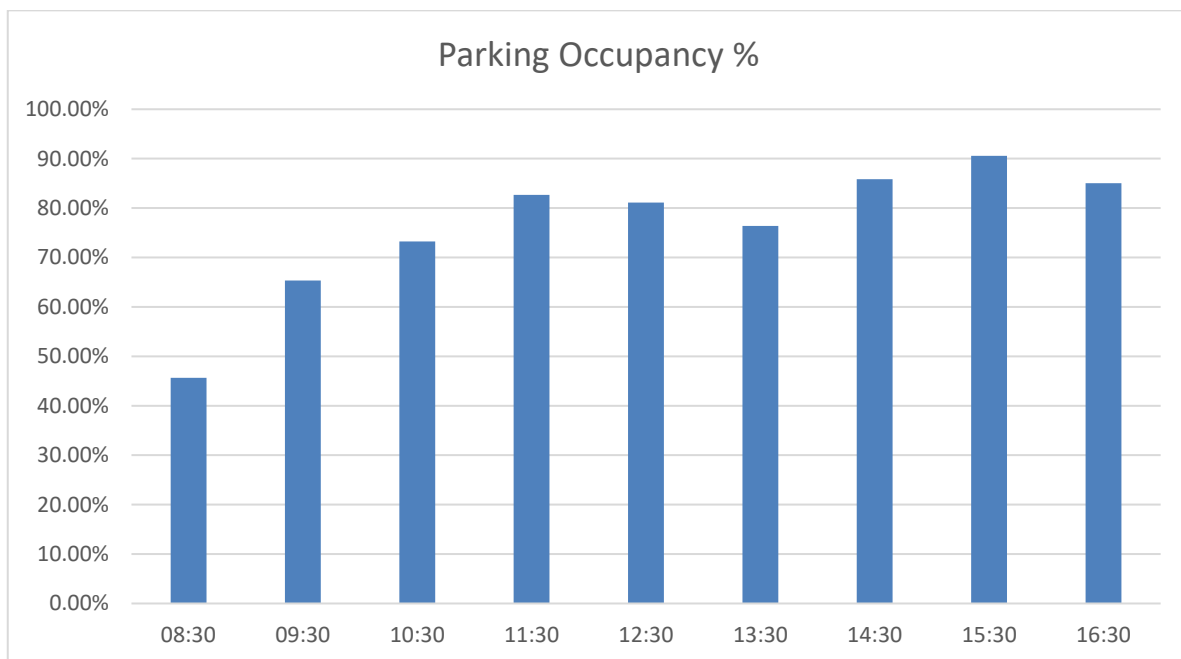


Figure 1.0: Parking Occupancy in Kingscourt Town Centre (Main St, Market Square & Lower Main Street.)

There is variation between car parks in respect to vacancy. The highest average vacancy of the car parking surveyed can be found on Market Square, where the average vacancy was recorded at 49%. The lowest average vacancy was found on Main Street, where the average vacancy was recorded at just 14% throughout the day. The average vacancy on Lower Main Street was 33%. The significantly higher rate of vacancy on Lower Main Street and Market Square relative to Main Street was very evident throughout the survey.

Main Street

Figure 1.1 shows the parking occupancy on Main Street from 8.30 am to 4.30pm.
 87% of parking spaces were occupied over 8 hour survey.
 13% of parking spaces were vacant over 8 hour survey.
 10 vacant parking spaces over the 8 hour survey.
 5 parking space were vacant for 3hrs.
 18 spaces occupied for more than 2 hours by the same vehicles.
 7 spaces occupied for more than 6 hours by the same vehicles.
 Refer to drawing 11257-1001.

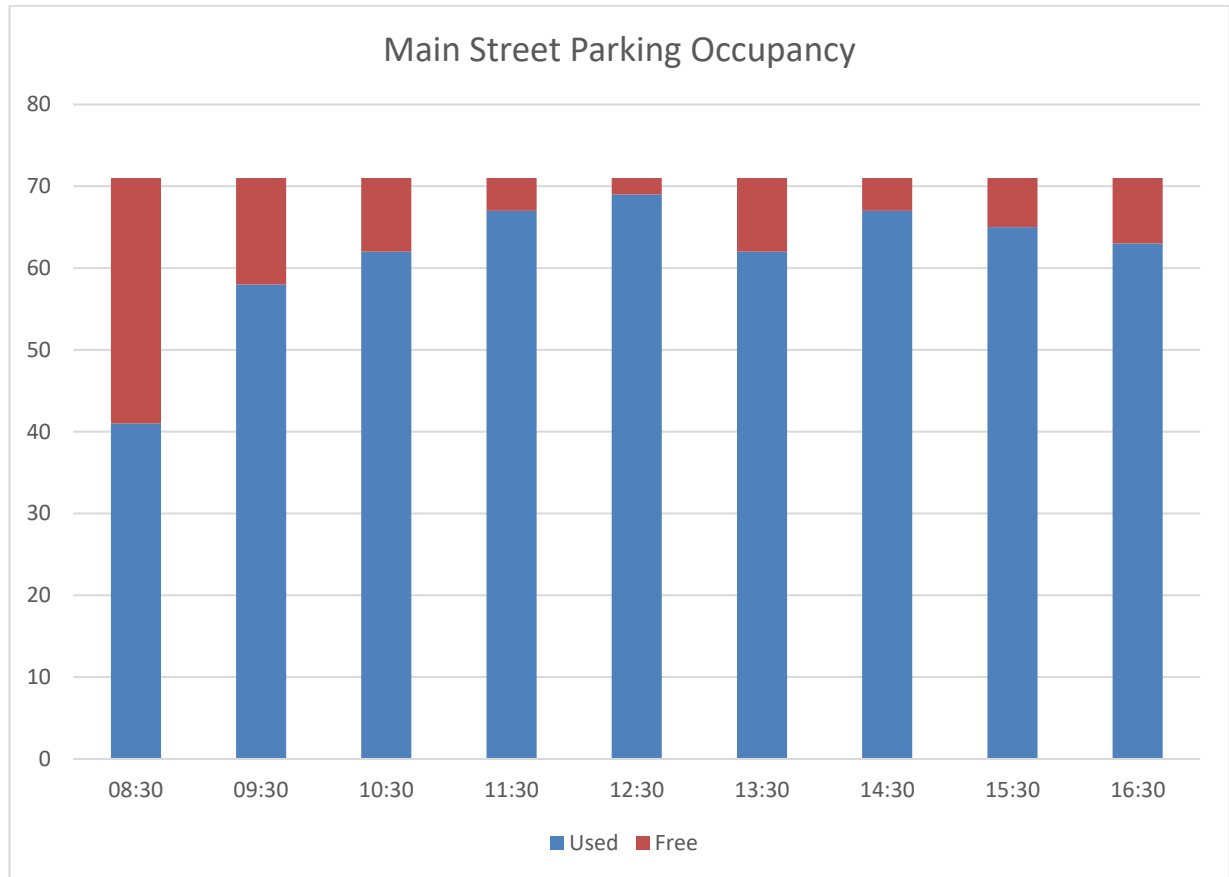


Figure 1.1: Parking Occupancy – Main Street

Market Square

Figure 1.2 shows the parking occupancy on Market Square from 8.30 am to 4.30pm.
 52% of parking spaces were occupied over 8 hour survey.
 48% of parking spaces were vacant over 8 hour survey.
 7 vacant parking spaces over the 8 hour survey.
 4 parking space were vacant for 3hrs.
 5 spaces were occupied greater than 2 hours by the same vehicles.
 3 spaces were occupied greater than 6 hours by the same vehicles.
 Refer to drawing 11257-1002.

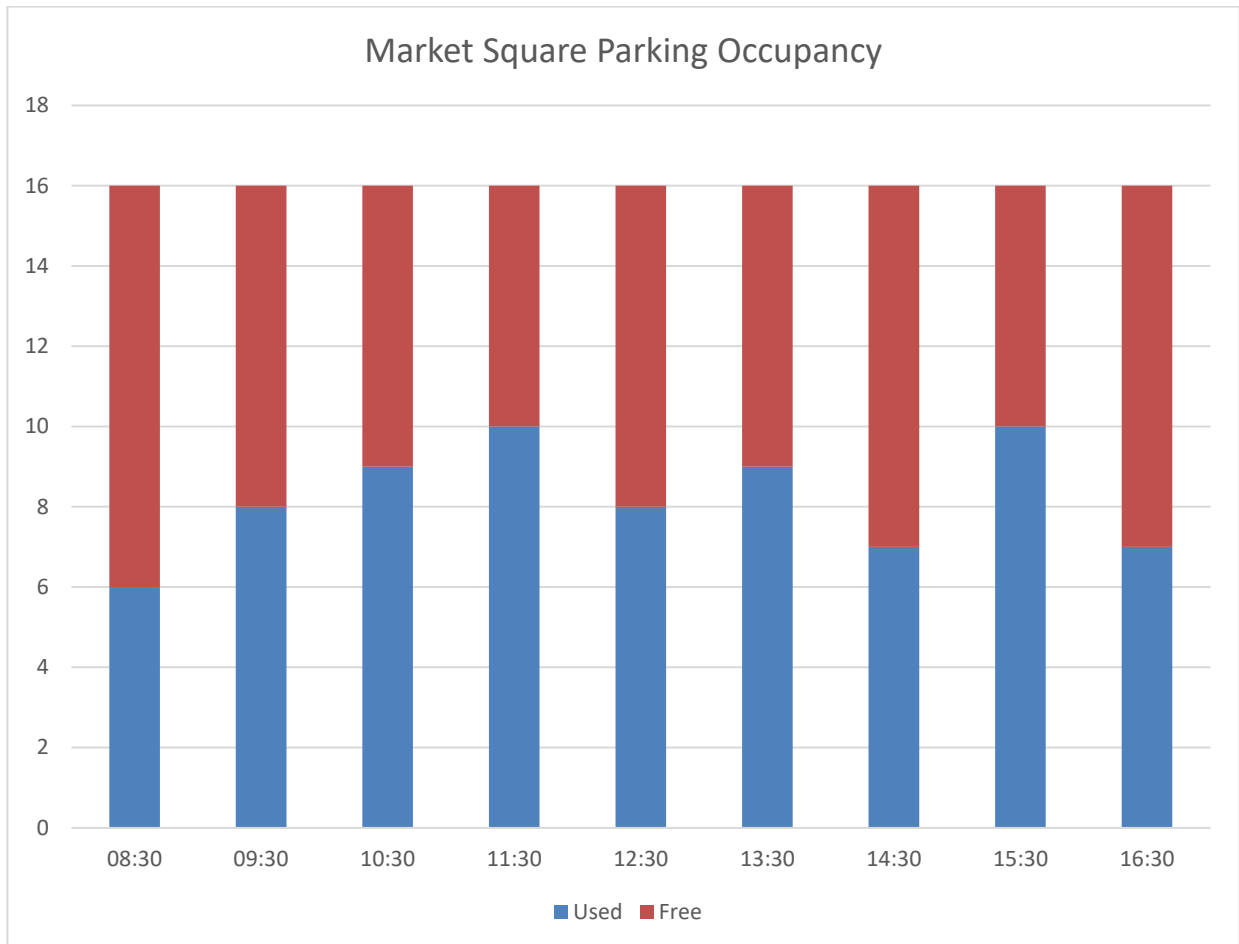


Figure 1.2: Parking Occupancy – Market Square

Lower Main Street

Figure 1.2 shows the parking occupancy on Lower Main Street from 8.30 am to 4.30pm.
 68% of parking spaces were occupied over 8 hour survey.
 32% of parking spaces were vacant over 8 hour survey.
 8 vacant parking spaces over the 8 hour survey.
 5 parking spaces were vacant for 3hrs.
 5 spaces were occupied for greater than 2 hours by the same vehicles.
 6 spaces were occupied for greater than 6 hours by same vehicles.
 Refer to drawing 11257-1003.

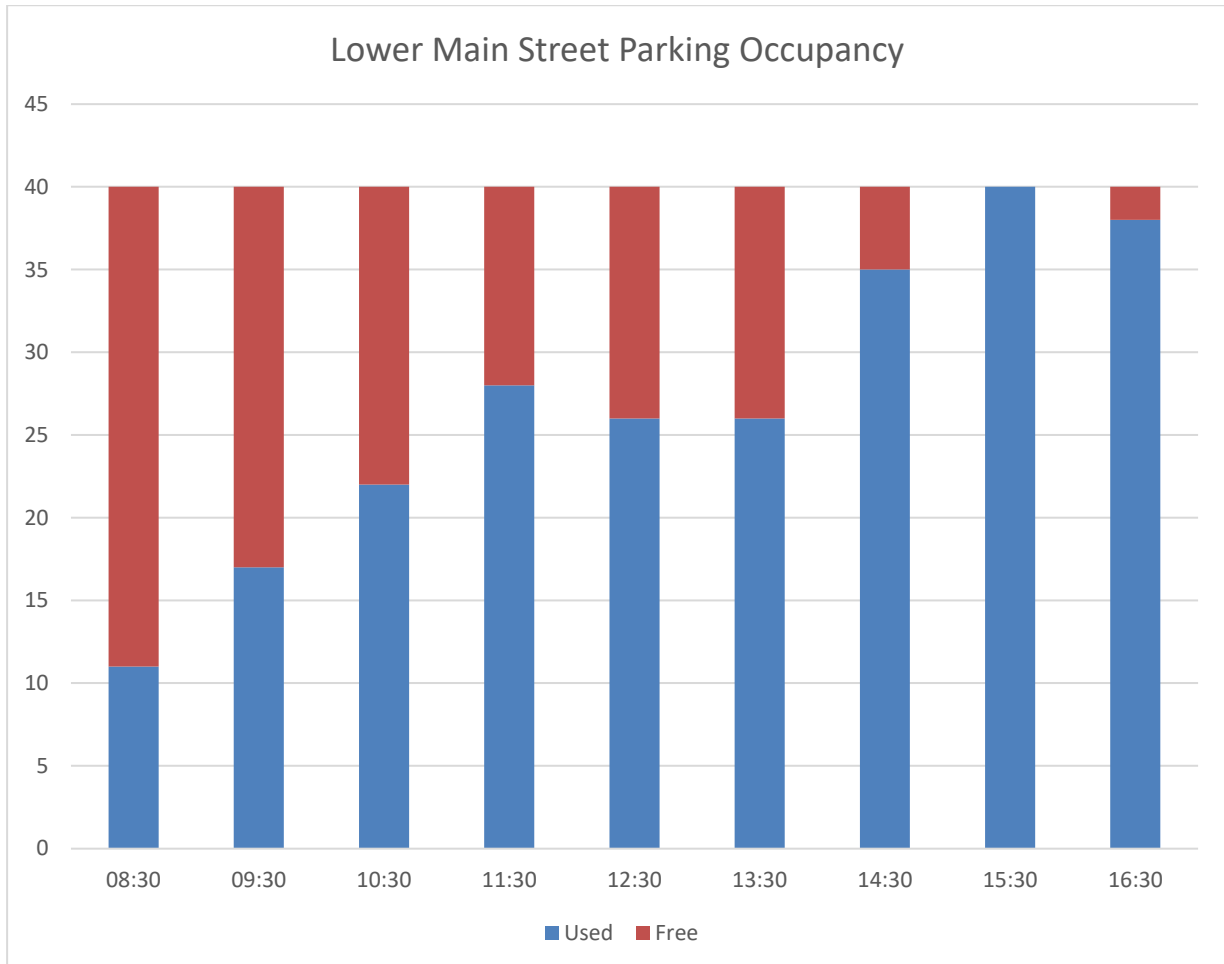


Figure 1.3: Parking Occupancy – Lower Main Street

Most cars were parked for only one or two hours. Given that the majority of vehicles are parked for an hour, it is unlikely that these are local business owners or workers.

In respect to longer duration (5 hours or more) stays in car parks, it was observed that 7 vehicles fell into this category on the Main Street, 3 vehicles on Market Square and 6 vehicles on Market Street were parked in the same parking slot for 5 hours or more. These vehicles are more likely to be owned by local business owners, workers or residents.