

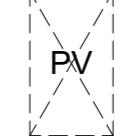

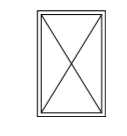


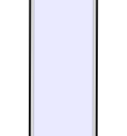
ROOF PLAN

RL A +72.90

RL B +69.0

— Boundary of Planning Application

KEY

-  PHOTOVOLTAIC PANELS AND ASSOCIATED PLANT
-  GREEN ROOF AREA
-  ROOF HATCH
-  LIFT RISER
-  M+E PLANT
-  ROOF LIGHT

ALL INTERNAL LAYOUTS ARE SUBJECT TO FUTURE TENANT REQUIREMENTS

REVISION

revision	description

NOTES

- levels All levels and dimensions to be checked onsite. Any discrepancies to be reported to Cooney Architects. Do not scale off this drawing. Use figured dimensions only.
- copyright This drawing is to be read in conjunction with all other relevant Engineering and Architectural drawings and specifications. General structure only. To be cross referenced with all associated Engineers drawings.
- copyright This drawing and design is copyright, and may not be reproduced without Cooney Architects permission.

PLANNING