





VULNERABILITY

-  Extreme (Rock near Surface or Karst)
-  Extreme
-  High To Low
-  Water

Source: Based on data from Geological Survey of Ireland (2008)